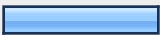










LIVE - NCAA Athletic Department Sustainability Survey

1. Please describe how the UNIVERSITY AS A WHOLE is prioritizing environmental or sustainability initiatives (choose best):

		Response Percent	Response Count
Very high priority		23.7%	23
High priority		48.5%	47
Moderate priority		22.7%	22
Low priority		5.2%	5
Very low priority		0.0%	0
		<i>answered question</i>	97
		<i>skipped question</i>	0







2. Please describe how the ATHLETIC DEPARTMENT is prioritizing environmental or sustainability initiatives (choose best):

		Response Percent	Response Count
Very high priority		7.2%	7
High priority		37.1%	36
Moderate priority		40.2%	39
Low priority		14.4%	14
Very low priority		1.0%	1
		<i>answered question</i>	97
		<i>skipped question</i>	0







3. Have you developed a formal STRATEGIC SUSTAINABILITY PLAN specifically for the ATHLETIC DEPARTMENT with short-and long-term objectives?(choose best)







		Response Percent	Response Count
Yes		9.4%	9
No, but we are actively considering developing a strategic plan		15.6%	15
No, we have some environmental programs in Athletics but not a strategic plan		53.1%	51
No, we don't have a strategic plan or environmental programs		20.8%	20
I don't know		1.0%	1
		answered question	96
		skipped question	1








4. Organizationally, which of the following groups is primarily responsible for DEVELOPING the EXISTING Sustainability Plan for the ATHLETIC DEPARTMENT? (choose best)

		Response Percent	Response Count
Athletic Director		0.0%	0
Athletic Department Facilities and/or Event Operations		28.7%	27
Campus-wide Facilities Department		27.7%	26
Campus-wide Sustainability Department		10.6%	10
A team of Athletics and Campus management		23.4%	22
None- We don't have a Sustainability Plan or significant initiatives.		9.6%	9
Other - please specify			3
		answered question	94
		skipped question	3








5. Looking to the future, how do you see the EMPHASIS on environmental programs in the Athletic Department CHANGING?

		Response Percent	Response Count
Emphasis increasing significantly		17.0%	16
Emphasis increasing		57.4%	54
Emphasis staying about the same		22.3%	21
Emphasis decreasing		0.0%	0
Emphasis decreasing significantly		0.0%	0
I don't know		3.2%	3
		answered question	94
		skipped question	3

6. What overall effect is the current economic downturn having on your environmental planning and programs?			
		Response Percent	Response Count
Significantly reducing our environmental plans and programs		1.0%	1
Curtailing some of our environmental plans and programs		15.6%	15
Proceeding as planned- but being cautious		39.6%	38
Proceeding as planned- no effect		21.9%	21
Increasing our environmental plans and programs		6.3%	6
I don't know		15.6%	15
		answered question	96
		skipped question	1

7. How would you generally describe the perspective of the key decision makers in the Athletic Department when it comes to environmental initiatives?			
		Response Percent	Response Count
Strongly positive		33.3%	32
Slightly Positive		35.4%	34
Neutral		16.7%	16
Slightly Negative		1.0%	1
Strongly Negative		1.0%	1
Mixed- some positive, some negative		7.3%	7
Don't know		5.2%	5
		answered question	96
		skipped question	1







8. Generally, how do the key decision-makers in Athletics think the Department's environmental programs will affect the bottom line?

		Response Percent	Response Count
Significant negative effect to bottom line		1.1%	1
Slight negative effect to bottom line		31.6%	30
Have no effect (cost neutral) on bottom line		26.3%	25
Slight improvement to bottom line		11.6%	11
Significant improvement to bottom line		4.2%	4
We don't know		11.6%	11
I don't know		13.7%	13
		<i>answered question</i>	95
		<i>skipped question</i>	2






9. How do the key decision-makers in Athletics think the Department's environmental programs will affect fan loyalty?

		Response Percent	Response Count
Decrease fan loyalty		0.0%	0
Have no effect on fan loyalty		42.7%	41
Minimally increase fan loyalty		17.7%	17
Moderately increase fan loyalty		10.4%	10
Significantly increase fan loyalty		2.1%	2
They don't know		9.4%	9
I don't know		17.7%	17
		<i>answered question</i>	96
		<i>skipped question</i>	1

10. How extensively does the Athletic Department understand your sports fans' concerns for environmental issues (e.g. receptiveness to university's green efforts, perspective on climate change, conserving energy, recycling, etc.)?

		Response Percent	Response Count
We don't have any of this information and have no plans to gather it.		34.7%	33
We don't have any of this information but have plans to gather it		13.7%	13
We have some of this information and have no plans to gather more.		7.4%	7
We have some of this information but want to gather more.		24.2%	23
We already have extensive information (survey results, demographics, etc.).		2.1%	2
I don't know.		17.9%	17
		answered question	95
		skipped question	2

11. How do the key decision-makers in Athletics rate the importance of student-athlete engagement in the department's environmental programs?

		Response Percent	Response Count
Not important		12.8%	12
Slightly important		35.1%	33
Very important		29.8%	28
Critically important		2.1%	2
I don't know		20.2%	19
		answered question	94
		skipped question	3

12. How would you describe your emphasis on the following environmental initiatives within the Athletic Department facilities?

	Very Low Emphasis	Low	Moderate	High	Very High Emphasis	Rating Average	Response Count
Energy conservation	2.1% (2)	11.7% (11)	20.2% (19)	41.5% (39)	24.5% (23)	3.74	94
Energy efficiency	3.2% (3)	10.6% (10)	21.3% (20)	48.9% (46)	16.0% (15)	3.64	94
Alternative energy	19.4% (18)	39.8% (37)	28.0% (26)	12.9% (12)	0.0% (0)	2.34	93
Green building	11.7% (11)	26.6% (25)	29.8% (28)	22.3% (21)	9.6% (9)	2.91	94
Recycling - office	3.2% (3)	7.4% (7)	30.9% (29)	38.3% (36)	20.2% (19)	3.65	94
Recycling - events	4.3% (4)	10.8% (10)	28.0% (26)	38.7% (36)	18.3% (17)	3.56	93
Water conservation	4.3% (4)	23.4% (22)	35.1% (33)	27.7% (26)	9.6% (9)	3.15	94
Green cleaning	6.5% (6)	23.7% (22)	38.7% (36)	23.7% (22)	7.5% (7)	3.02	93
Green turf management	5.3% (5)	24.5% (23)	27.7% (26)	30.9% (29)	11.7% (11)	3.19	94
Natural/local food	27.5% (25)	41.8% (38)	25.3% (23)	4.4% (4)	1.1% (1)	2.10	91
Fan transportation	18.5% (17)	29.3% (27)	33.7% (31)	12.0% (11)	6.5% (6)	2.59	92
	<i>answered question</i>						94
	<i>skipped question</i>						3

13. When you consider implementing a green program, what degree of concern do the key decision-makers in the Athletic Department have with the following possible outcomes:							
	Not Concerned	Neutral	Slightly Concerned	Very Concerned	Don't Know	Rating Average	Response Count
Unclear return on investment	4.3% (4)	25.0% (23)	44.6% (41)	18.5% (17)	7.6% (7)	2.84	92
Distraction from the department's main goals	20.7% (19)	29.3% (27)	28.3% (26)	15.2% (14)	6.5% (6)	2.41	92
Green programs are just a passing fad	39.1% (36)	35.9% (33)	15.2% (14)	3.3% (3)	6.5% (6)	1.81	92
Too little green expertise within department	15.2% (14)	45.7% (42)	22.8% (21)	10.9% (10)	5.4% (5)	2.31	92
Keeping ahead of other universities	31.5% (29)	40.2% (37)	18.5% (17)	4.3% (4)	5.4% (5)	1.95	92
Negative reaction by at least some fans	33.7% (31)	33.7% (31)	20.7% (19)	5.4% (5)	6.5% (6)	1.98	92
Negative reaction by the press	30.4% (28)	32.6% (30)	20.7% (19)	9.8% (9)	6.5% (6)	2.10	92
Interferes with the game enjoyment	22.8% (21)	33.7% (31)	22.8% (21)	13.0% (12)	7.6% (7)	2.28	92
	answered question						92
	skipped question						5

14. How widely are you using (or firmly planning to use) the following energy equipment or initiatives in the Athletic Department facilities?


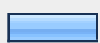




	None	Minimal	Moderate	Extensive	Unknown	Response Count
Solar-photovoltaic	61.5% (56)	14.3% (13)	5.5% (5)	1.1% (1)	17.6% (16)	91
Solar-hot water	67.0% (61)	9.9% (9)	6.6% (6)	0.0% (0)	16.5% (15)	91
Wind turbine(s)	74.7% (68)	4.4% (4)	1.1% (1)	1.1% (1)	18.7% (17)	91
Geothermal systems	63.3% (57)	8.9% (8)	6.7% (6)	0.0% (0)	21.1% (19)	90
Biomass systems	67.4% (60)	7.9% (7)	2.2% (2)	0.0% (0)	22.5% (20)	89
Purchase of "green" energy through utility companies.	41.8% (38)	17.6% (16)	13.2% (12)	4.4% (4)	23.1% (21)	91
Purchase of carbon offsets	57.1% (52)	12.1% (11)	5.5% (5)	0.0% (0)	25.3% (23)	91
Occupant behavior training	20.0% (18)	23.3% (21)	25.6% (23)	17.8% (16)	13.3% (12)	90
Lighting - compact fluorescents	7.8% (7)	12.2% (11)	34.4% (31)	41.1% (37)	4.4% (4)	90
Lighting- LEDs	7.7% (7)	19.8% (18)	36.3% (33)	30.8% (28)	5.5% (5)	91
Lighting- occupancy sensors	12.1% (11)	12.1% (11)	31.9% (29)	40.7% (37)	3.3% (3)	91
Lighting- daylight sensors	13.2% (12)	17.6% (16)	36.3% (33)	30.8% (28)	2.2% (2)	91
Alternative energy vehicles	33.0% (30)	27.5% (25)	17.6% (16)	12.1% (11)	9.9% (9)	91
List other energy saving initiatives here						9
<i>answered question</i>						91
<i>skipped question</i>						6




15. How much of the University's overall energy use (fossil fuel and electricity) is attributable to the operation of the athletic department facilities?			
		Response Percent	Response Count
Less than 10%		34.4%	31
10-19%		6.7%	6
20-29%		3.3%	3
30-39%		1.1%	1
40-49%		1.1%	1
Over 50%		2.2%	2
We don't know		14.4%	13
I don't know		36.7%	33
<i>answered question</i>			90
<i>skipped question</i>			7

16. Are you measuring the GREEN HOUSE GAS EMISSIONS in the Athletic Department facilities and operations associated with:						
	Yes	Firmly Planned	Actively Considering	No	Unknown	Response Count
Fossil fuel and electricity use	8.8% (8)	0.0% (0)	5.5% (5)	68.1% (62)	17.6% (16)	91
Employee commute	4.4% (4)	0.0% (0)	4.4% (4)	74.7% (68)	16.5% (15)	91
Team and employee travel	5.5% (5)	1.1% (1)	8.8% (8)	67.0% (61)	17.6% (16)	91
Fan travel to games	2.2% (2)	1.1% (1)	6.6% (6)	72.5% (66)	17.6% (16)	91
Vendor and food supplies	1.1% (1)	3.3% (3)	6.7% (6)	70.0% (63)	18.9% (17)	90
<i>answered question</i>						91
<i>skipped question</i>						6

17. Please indicate the extent that you have IMPLEMENTED the following RECYCLING INITIATIVES within the Athletic Department OFFICE/TRAINING facilities and at EVENTS:

	None	Minimal	Moderate	Extensive	I Don't know	Response Count
Office/training- bottles & cans	4.4% (4)	16.7% (15)	42.2% (38)	36.7% (33)	0.0% (0)	90
Office/training- white paper	3.3% (3)	5.6% (5)	38.9% (35)	52.2% (47)	0.0% (0)	90
Office/training cardboard	2.2% (2)	15.6% (14)	37.8% (34)	44.4% (40)	0.0% (0)	90
Events- bottles & cans	6.7% (6)	15.6% (14)	32.2% (29)	45.6% (41)	0.0% (0)	90
Events- packaging/cardboard	7.8% (7)	20.0% (18)	26.7% (24)	45.6% (41)	0.0% (0)	90
Events- promotion announcements	13.3% (12)	31.1% (28)	31.1% (28)	23.3% (21)	1.1% (1)	90
Events- in-game proactive collection	19.1% (17)	30.3% (27)	22.5% (20)	27.0% (24)	1.1% (1)	89
List any other recycling efforts within Athletic Department:						7
answered question						90
skipped question						7

18. Are you setting recycle rates goals (i.e., the amount recycled as a percent of overall waste) for the Athletic department facilities (choose best)?			
		Response Percent	Response Count
Yes - for all operations of facilities and events		4.4%	4
Yes - for some operations of facilities and events		13.2%	12
Not now but we're actively planning to		13.2%	12
No, we measure recycle rates but don't set goals		17.6%	16
No, we aren't measuring recycle rates or setting goals		47.3%	43
I don't know		4.4%	4
		<i>answered question</i>	91
		<i>skipped question</i>	6

19. Is your university participating in the RecycleMania competition (a nationwide contest for universities and colleges to increase recycle rates)?			
		Response Percent	Response Count
Yes,		26.1%	24
No		28.3%	26
I don't know		45.7%	42
		<i>answered question</i>	92
		<i>skipped question</i>	5

20. Please indicate the extent that you are using (or firmly planning to use) any of the following GREEN BUILDING AND OPERATION INITIATIVES within the Athletic Department facilities:





	None	Minimal	Moderate	Extensive	Unknown	Response Count
Adopting LEED-NC standard for New Building Construction	16.5% (15)	15.4% (14)	12.1% (11)	35.2% (32)	20.9% (19)	91
Adopting LEED-EB standard for Existing Building operations	23.1% (21)	19.8% (18)	15.4% (14)	13.2% (12)	28.6% (26)	91
Adopting British Standard 8901 for Sustainable Events	37.8% (34)	8.9% (8)	2.2% (2)	0.0% (0)	51.1% (46)	90
Use of green cleaning supplies	12.1% (11)	19.8% (18)	29.7% (27)	24.2% (22)	14.3% (13)	91
Event concessions - offering organic food	52.7% (48)	20.9% (19)	4.4% (4)	0.0% (0)	22.0% (20)	91
Event concessions - offering local food	35.2% (32)	28.6% (26)	12.1% (11)	9.9% (9)	14.3% (13)	91
Event concessions - food composting	58.2% (53)	9.9% (9)	5.5% (5)	3.3% (3)	23.1% (21)	91
Green turf management practices	19.1% (17)	25.8% (23)	24.7% (22)	18.0% (16)	12.4% (11)	89
	<i>answered question</i>					91
	<i>skipped question</i>					6






21. Please indicate the extent that you are using (or firmly planning to use) any of the following water conservation equipment or practices within the Athletic Department:

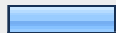


	None	Minimal	Moderate	Extensive	Unknown	Response Count
Low flow faucets	21.7% (20)	19.6% (18)	27.2% (25)	23.9% (22)	7.6% (7)	92
Low flow showers	22.8% (21)	20.7% (19)	26.1% (24)	22.8% (21)	7.6% (7)	92
Waterless urinals	54.9% (50)	16.5% (15)	12.1% (11)	6.6% (6)	9.9% (9)	91
Low-flow toilets	19.6% (18)	22.8% (21)	26.1% (24)	25.0% (23)	6.5% (6)	92
Rain water capture	54.3% (50)	13.0% (12)	3.3% (3)	8.7% (8)	20.7% (19)	92
Graywater systems	48.9% (45)	13.0% (12)	5.4% (5)	2.2% (2)	30.4% (28)	92
Soil moisture/irrigation control systems	26.1% (24)	22.8% (21)	18.5% (17)	16.3% (15)	16.3% (15)	92
Xeriscaping	42.2% (38)	12.2% (11)	5.6% (5)	5.6% (5)	34.4% (31)	90
Setting water reduction goals	37.0% (34)	21.7% (20)	10.9% (10)	14.1% (13)	16.3% (15)	92
Please list any other water reduction efforts here						2
answered question						92
skipped question						5






22. Please indicate the extent that you are using (or firmly planning to use) any of these other environmental practices within the Athletic Department:						
	None	Minimal	Moderate	Extensive	Unknown	Response Count
Buying recycled content paper for offices	7.7% (7)	31.9% (29)	30.8% (28)	19.8% (18)	9.9% (9)	91
Buying recycled content paper for restroom supplies	8.8% (8)	22.0% (20)	28.6% (26)	26.4% (24)	14.3% (13)	91
Educating your employees on green issues	14.4% (13)	35.6% (32)	36.7% (33)	8.9% (8)	4.4% (4)	90
Student volunteers helping in green program	22.0% (20)	22.0% (20)	35.2% (32)	13.2% (12)	7.7% (7)	91
Incentivizing mass transport for game attendees	33.3% (30)	31.1% (28)	17.8% (16)	10.0% (9)	7.8% (7)	90
Other efforts to reduce fan travel energy	45.6% (41)	26.7% (24)	11.1% (10)	5.6% (5)	11.1% (10)	90
Promoting your green strategy with sponsors and advertisers	28.6% (26)	29.7% (27)	26.4% (24)	4.4% (4)	11.0% (10)	91
Please list any other green efforts here						1
answered question						91
skipped question						6








23. Please describe what you consider to be your most innovative or effective environmental initiatives (i.e., Best Practices).	
	Response Count
	28
answered question	28
skipped question	69







24. Have you formed an environmental or "green" team in the athletic department?			
		Response Percent	Response Count
Yes		6.5%	6
No		77.2%	71
Planned		15.2%	14
I don't know		1.1%	1
		answered question	92
		skipped question	5

25. Is there a representative from the Athletic Department who is a member of the university's CAMPUS-WIDE environmental or sustainability team?			
		Response Percent	Response Count
Yes		40.7%	37
No		39.6%	36
Planned		7.7%	7
No, we do not have a campus-wide environmental team		5.5%	5
I don't know		6.6%	6
		answered question	91
		skipped question	6

26. Has the President of your University signed the “U.S. University and College President’s Climate Action Agreement?”			
		Response Percent	Response Count
Yes,		16.3%	15
No		4.3%	4
I don't know		79.3%	73
		<i>answered question</i>	92
		<i>skipped question</i>	5

27. How would you characterize the NCAA's support of your green initiatives?			
		Response Percent	Response Count
Not supportive		5.6%	5
Neutral		25.6%	23
Slightly supportive		12.2%	11
Very supportive		13.3%	12
I don't know		43.3%	39
		<i>answered question</i>	90
		<i>skipped question</i>	7

28. What is your role in the organization (choose best)?			
		Response Percent	Response Count
Associate or Assistant Athletic Director of Facilities		50.0%	42
Associate or Assistant Director of Events		4.8%	4
Associate or Assistant Athletic Director of Operations		17.9%	15
Athletic Department Facilities Director or Manager		19.0%	16
Campus-wide Facilities Manager		4.8%	4
Campus-wide Sustainability Manager		2.4%	2
Executive Assistant		1.2%	1
		Other (please specify)	11
		answered question	84
		skipped question	13

29. What is the total student enrollment (undergraduate and graduate) for all campuses at your university?			
		Response Percent	Response Count
Under 10,000		7.6%	7
10,000 to 19,999		26.1%	24
20,000 to 29,999		34.8%	32
30,000 to 39,999		15.2%	14
40,000 to 49,999		8.7%	8
Over 50,000		7.6%	7
		answered question	92
		skipped question	5

30. What NCAA conference are you in (Div 1A Football)?			
		Response Percent	Response Count
Atlantic Coast Conference	<input type="checkbox"/>	5.4%	5
Big East	<input type="checkbox"/>	5.4%	5
Big 10	<input type="checkbox"/>	7.6%	7
Big 12	<input type="checkbox"/>	9.8%	9
USA	<input type="checkbox"/>	13.0%	12
Mid-American	<input type="checkbox"/>	12.0%	11
Mountain West	<input type="checkbox"/>	7.6%	7
Pac 10	<input type="checkbox"/>	9.8%	9
South Eastern (SEC)	<input type="checkbox"/>	9.8%	9
Sun Belt	<input type="checkbox"/>	7.6%	7
Western	<input type="checkbox"/>	6.5%	6
Independent	<input type="checkbox"/>	2.2%	2
Other	<input type="checkbox"/>	3.3%	3
		<i>answered question</i>	92
		<i>skipped question</i>	5

31. Please add any additional thoughts or questions here.		
		Response Count
		4
		<i>answered question</i>
		4
		<i>skipped question</i>
		93